



# Star FLUID®

Innovative adjustable sliding system for wardrobes  
with overlapping external doors

Innovativi scorrevoli regolabili per armadi  
con ante esterne sovrapposte





EXTERNAL OVERLAPPING DOORS  
ANTE SOVRAPPOSTE ESTERNE

# Star FLUID®

**PATENTED**

Star Fluid is the **new sliding system for wardrobes with external overlapping doors**, equipped with **latest-generation soft damper stoppers that use Fluid technology**.

The new system is suitable for wardrobes with **two or three doors**, ranging in **thickness between 19 and 50 mm**, and a **maximum weight of 80 kg**.

Star Fluid è il nuovo sistema di **scorrevoli per armadi con ante esterne sovrapposte**, dotato di **fermi ammortizzati di ultima generazione con tecnologia Fluid**.

Il nuovo sistema è adatto per armadi con **due o tre ante**, con **spessori da 19 a 50 mm**, e con portata fino a **max. 80 kg**.







**The new Star Fluid sliding system:  
the highest expression of technological  
innovation and aesthetic result.**

**Il nuovo sistema di scorrevoli Star Fluid: la massima  
espressione di innovazione tecnologica e risultato  
estetico.**

In technical terms, the new **Star Fluid** system introduces some special elements: the **sliders are considerably easier to adjust**, while **the soft damper stoppers use the new Fluid technology**, resulting in extremely smooth opening and closing movements.

Aesthetically, the **Star Fluid** system has a **new front cover** that is able to hide Fluid dampers, thanks to an **aluminium band**, which **can be coloured or painted as desired**.


Il nuovo sistema **Star Fluid** introduce, dal punto di vista **tecnico**, diverse peculiarità: la **regolazione degli scorrevoli** risulta notevolmente **migliorata**; i **fermi ammortizzati** presentano la **nuova tecnologia Fluid**, per ottenere dei movimenti estremamente morbidi in apertura e chiusura.

Dal punto di vista **estetico**, il sistema **Star Fluid** presenta una **nuova copertura frontale**, in grado di nascondere i fermi ammortizzati, grazie ad una **fascia di alluminio** che può essere **colorata o verniciata a piacimento**.

# New fixing system

## Patented, quick and easy


The **Fluid dampers** are **fixed through a new manual patented system** that relies on rapid hooking. No tools are needed to move the dampers to the desired position and then block them there, which means fixing is very quick. In turn, this shortens assembly times considerably.



# Nuovo sistema di fissaggio

## Brevettato, facile e veloce

Il **fissaggio** del **fermo ammortizzato Fluid** avviene grazie ad un **nuovo sistema brevettato manuale ad aggancio rapido**. È possibile effettuare la regolazione dei fermi molto semplicemente, risparmiando tempo e senza la necessità di utilizzare attrezzi.



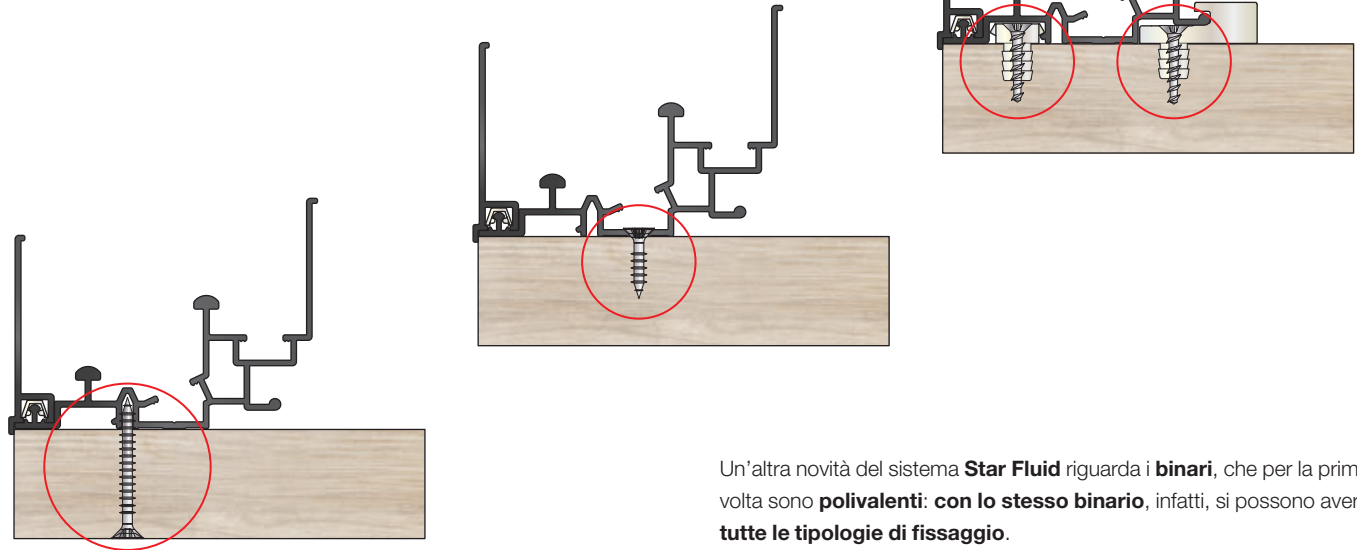
The **Star Fluid** sliding system introduces new elements: **an innovative ball bearing** into the wheel and a new-generation coating. This results in **smoother and less noisy sliding**, especially when movement starts and stops.

Gli scorrevoli del sistema **Star Fluid** introducono una grande novità: negli scorrevoli è stato inserito un **cuscinetto innovativo** all'interno della ruota e un rivestimento di nuova generazione, che determinano così una **maggiore scorrevolezza** ed una **minore rumorosità**, soprattutto nelle fasi di stallo e di ripartenza.

# Star Fluid

New adjustable sliding system for wardrobes with overlapping external doors  
Innovativi scorrevoli regolabili per armadi con ante esterne sovrapposte

Another new feature of the **Star Fluid** system relates to the **tracks**, which for the first time are **multipurpose**. **The same track can be used with all fixing methods.**



## Practical and elegant.

The **Star Fluid** sliding system fits into a **new aluminium frame**, a product with an innovative design that delivers a narrow frame effect with a **great aesthetic impact**.

## Praticità ed eleganza.

Il sistema **Star Fluid** si integra con un **nuovo telaio di alluminio**, un prodotto di design innovativo, che permette di avere un effetto cornice sottile, ma **esteticamente di grande impatto**.



## Star Fluid

COMPLETE BOX KIT / KIT COMPLETO IN SCATOLA

K Complete kit / Kit completo	
1391	Door thickness <b>19 mm</b> / Spessore anta <b>19 mm</b>
1392	Door thickness <b>22 mm</b> / Spessore anta <b>22 mm</b>
1393	Door thickness <b>25 mm</b> / Spessore anta <b>25 mm</b>
1394	Door thickness <b>28 mm</b> / Spessore anta <b>28 mm</b>
1395	Door thickness <b>30 mm</b> / Spessore anta <b>30 mm</b>
1396	Door thickness <b>33 mm</b> / Spessore anta <b>33 mm</b>
1397	Door thickness <b>40 mm</b> / Spessore anta <b>40 mm</b>
1398	Door thickness <b>50 mm</b> / Spessore anta <b>50 mm</b>
2	N.2 Doors / Grey painted N.2 Ante / Verniciato Grigio
3	N.3 Doors / Grey painted N.3 Ante / Verniciato Grigio
01	N.4 Standard stoppers / N.4 Fermi standard
02	N.6 Standard stoppers / N.6 Fermi standard
03	N.4 Fluid stoppers / N.4 Fermi ammortizzati Fluid — <b>80 kg</b>
04	N.6 Fluid stoppers / N.6 Fermi ammortizzati Fluid — <b>80 kg</b>
05	N.4 Fluid stoppers / N.4 Fermi ammortizzati Fluid — <b>40 kg</b>
06	N.6 Fluid stoppers / N.6 Fermi ammortizzati Fluid — <b>40 kg</b>
3	Snap hook guide / Guida a scatto

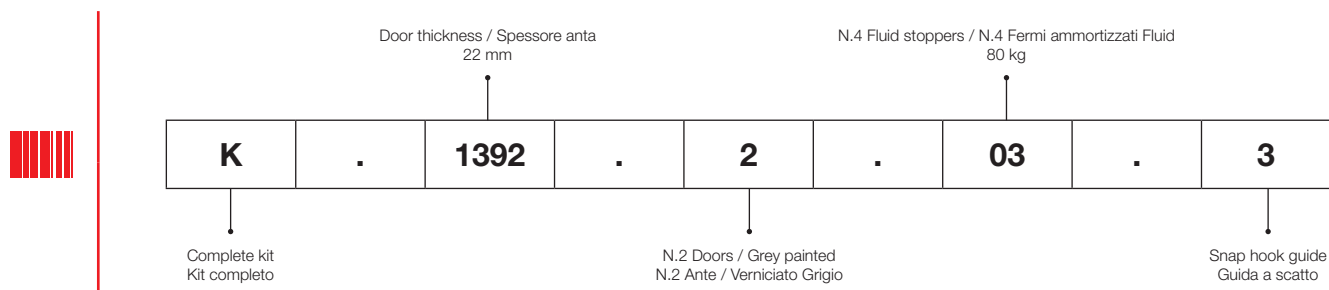
## Star Fluid

COMPLETE BOX ACCESSORIES KIT / KIT ACCESSORI COMPLETO IN SCATOLA



K Complete accessories kit / Kit accessori completo	
1390.0.0	Accessories Kit without Slides / Kit Accessori senza Scorrevoli
1	N°1 Double-sided cushioned central stop / N°1 Fermo centrale ammortizzato su due lati
2	Handle saver / Salvamaniglia
3	Anti-collision for Internal Doors / Anti-sbattimento per Ante Interne

## EXAMPLE / ESEMPIO



## Tracks / Binari

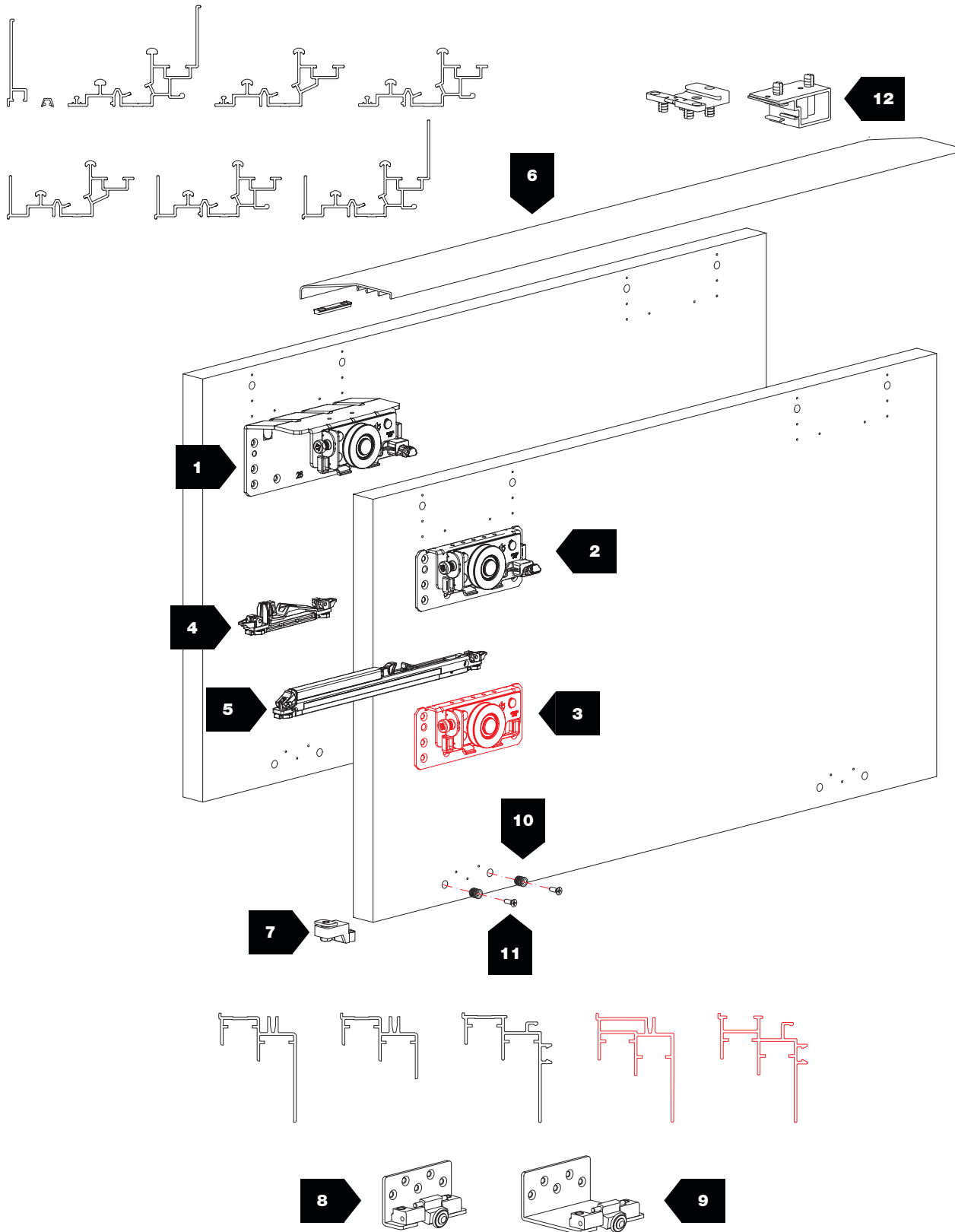
ALUMINUM FINISHES CODES / CODICI FINITURE ALLUMINIO





CODE / CODICE	FINISH COLOR / COLORE FINITURA	
8 00 0.0 .....	00 Raw / Mill Finish / Neutro / Grezzo	STANDARD
8 01 0.0 .....	01 Anodized Silver / Argento	
8 02 0.0 .....	02 Brushed Anodized Silver / Argento Spazzolato	
8 14 0.0 .....	14 Anodized Black / Nero	SPECIAL
8 15 0.0 .....	15 Brushed Anodized Black / Nero Spazzolato	


# Star Fluid

New adjustable sliding system for wardrobes with overlapping external doors  
Innovativi scorrevoli regolabili per armadi con ante esterne sovrapposte



  
19 ÷ 50 mm

  
40 ÷ 80 kg

  
17 ÷ 35 mm



N°	Barcode		kg	→←	N°	Barcode		kg	→←																											
1	3071		80	19 mm	7	519		Max 80	—																											
	3072		80	22 mm																																
	3073		80	25 mm																																
	3074		80	28 mm																																
	3075		80	30 mm																																
	3076		80	33 mm																																
	3077		70	40 mm																																
	3078		60	50 mm																																
2	3062		Max 80	19÷50 mm	9	1901/N		80	19 mm																											
3	3063		Max 80	19÷50 mm				1904/N	80	22 mm																										
									4	3066		80	—	1909/N	80	25 mm																				
															5	3061-40	40	—	1906/N	80	28 mm															
																3061-80	Max 80			1903/N	80	30 mm														
																6	3064					—	OPTIONAL +	1908/N	80	33 mm										
																									10	529		—	—	1905/N	70	40 mm				
																															11	528		—	—	1907/N
					12	2958																														

## CLAMPING SYSTEM WITH TRACKS FOR MODULAR FURNITURE / SISTEMA DI FISSAGGIO BINARI PER MOBILI componibili



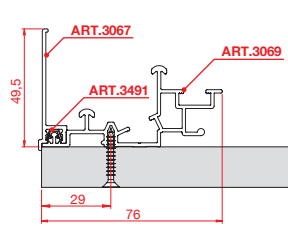
Modular top shelf system-N.2 Doors  
Sistema per ripiano modulare-N.2 Ante



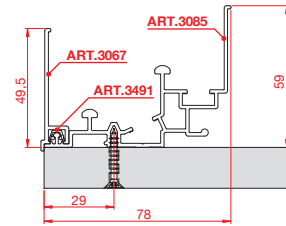
Modular top shelf system-N.3 Doors  
Sistema per ripiano modulare-N.3 Ante

### TRACKS FEATURES CARATTERISTICHE BINARI

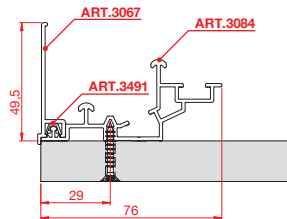
- Front cover with clip fixing  
Aletta di copertura tramite clip
- Suitable to Fluid dampers as well as standard stoppers  
Compatibile con tutti i tipi di fermi
- Suitable to three different fastening options  
Possibilità di fissaggio in 3 modi differenti



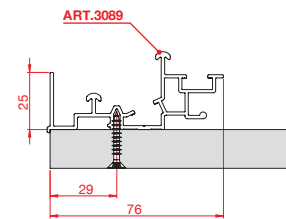
<b>ART. 3067</b>	<b>ART. 3069</b>
8 00 0 .03067	8 00 0 .03069
8 02 0 .03067	8 01 0 .03069
8 15 0 .03067	8 14 0 .03069



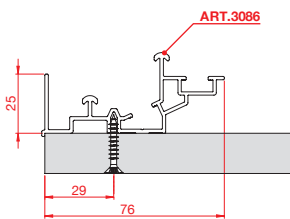
<b>ART. 3067</b>	<b>ART. 3085</b>
8 00 0 .03067	8 00 0 .03085
8 02 0 .03067	8 01 0 .03085
8 15 0 .03067	8 14 0 .03085



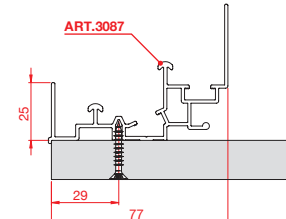
<b>ART. 3067</b>	<b>ART. 3084</b>
8 00 0 .03067	8 00 0 .03084
8 02 0 .03067	8 01 0 .03084
8 15 0 .03067	8 14 0 .03084



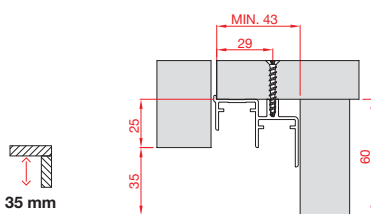
<b>ART. 3089</b>
8 00 0 .03089
8 01 0 .03089
8 14 0 .03089



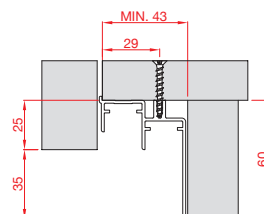
<b>ART. 3086</b>
8 00 0 .03086
8 01 0 .03086
8 14 0 .03086



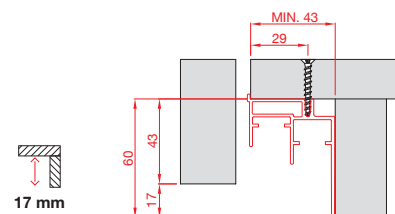
<b>ART. 3087</b>
8 00 0 .03087
8 01 0 .03087
8 14 0 .03087



<b>ART. 910</b>
8 00 0 .00910
8 01 0 .00910
8 14 0 .00910



<b>ART. 920</b>
8 00 0 .00920
8 01 0 .00920
8 14 0 .00920



<b>ART. 952</b>
8 00 0 .00952
8 01 0 .00952
8 14 0 .00952

## CLAMPING SYSTEM WITH PUNCHED TRACKS / SISTEMA DI FISSAGGIO CON BINARI FORATI



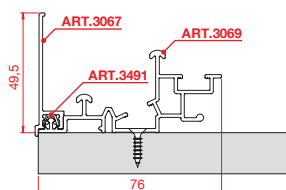
N.2 Doors  
N.2 Ante



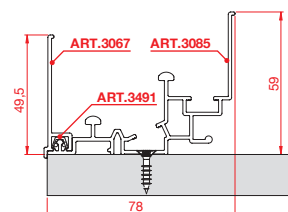
N.3 Doors  
N.3 Ante

### TRACKS FEATURES CARATTERISTICHE BINARI

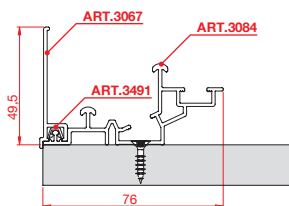
- Front cover with clip fixing  
Aletta di copertura tramite clip
- Suitable to Fluid dampers as well as standard stoppers  
Compatibile con tutti i tipi di fermi
- Suitable to three different fastening options  
Possibilità di fissaggio in 3 modi differenti



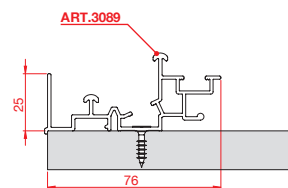
<b>ART. 3067</b>		<b>ART. 3069</b>	
8 00 0 .03067	8 00 0 .03067	8 00 0 .03069	8 01 0 .03069
8 02 0 .03067	8 01 0 .03069	8 01 0 .03069	8 14 0 .03069
8 15 0 .03067	8 14 0 .03069		



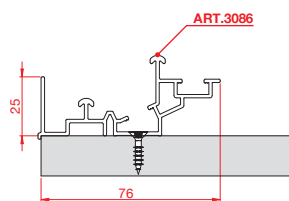
<b>ART. 3067</b>		<b>ART. 3085</b>	
8 00 0 .03067	8 00 0 .03067	8 00 0 .03085	8 01 0 .03085
8 02 0 .03067	8 01 0 .03069	8 01 0 .03085	8 14 0 .03085
8 15 0 .03067	8 14 0 .03069		



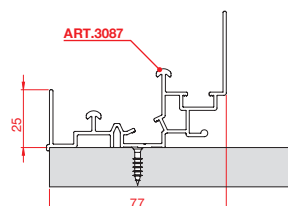
<b>ART. 3067</b>		<b>ART. 3084</b>	
8 00 0 .03067	8 00 0 .03067	8 00 0 .03084	8 01 0 .03084
8 02 0 .03067	8 01 0 .03069	8 01 0 .03084	8 14 0 .03084
8 15 0 .03067	8 14 0 .03069		



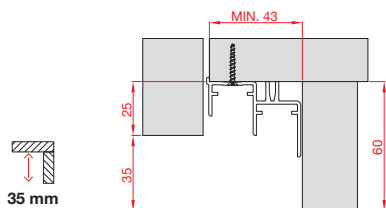
<b>ART. 3089</b>	
8 00 0 .03089	8 01 0 .03089
8 01 0 .03089	8 14 0 .03089
8 14 0 .03089	



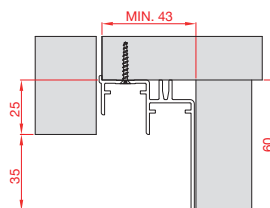
<b>ART. 3086</b>	
8 00 0 .03086	8 01 0 .03086
8 01 0 .03086	8 14 0 .03086
8 14 0 .03086	



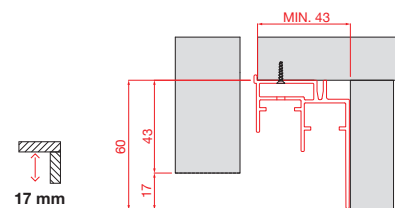
<b>ART. 3087</b>	
8 00 0 .03087	8 01 0 .03087
8 01 0 .03087	8 14 0 .03087
8 14 0 .03087	



<b>ART. 910</b>	
8 00 0 .00910	8 01 0 .00910
8 01 0 .00910	8 14 0 .00910
8 14 0 .00910	

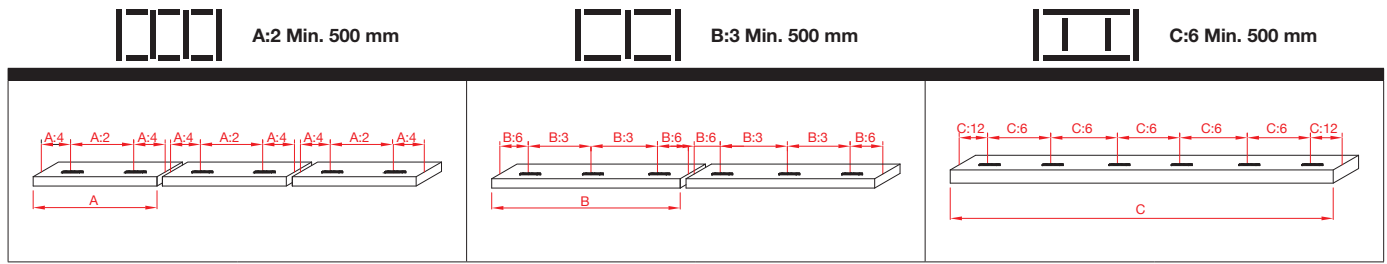


<b>ART. 920</b>	
8 00 0 .00920	8 01 0 .00920
8 01 0 .00920	8 14 0 .00920
8 14 0 .00920	



<b>ART. 952</b>	
8 00 0 .00952	8 01 0 .00952
8 01 0 .00952	8 14 0 .00952
8 14 0 .00952	

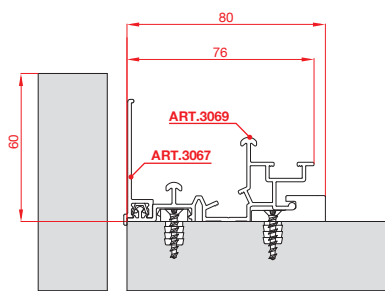
## TRACKS WITH CLIP FASTENING / BINARI CON FISSAGGIO A CLIP



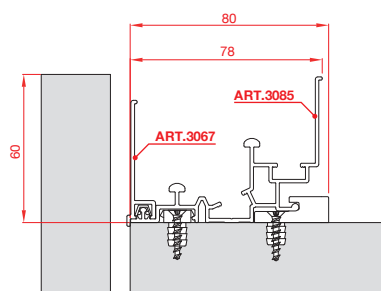
### TRACKS FEATURES CARATTERISTICHE BINARI

- Front cover with clip fixing  
Aletta di copertura tramite clip
- Suitable to Fluid dampers as well as standard stoppers  
Compatibile con tutti i tipi di fermi
- Suitable to three different fastening options  
Possibilità di fissaggio in 3 modi differenti

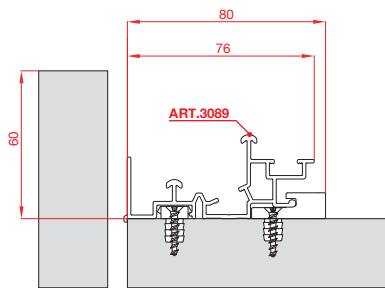
## CLAMPING SYSTEM WITH PUNCHED TRACKS / SISTEMA DI FISSAGGIO CON BINARI FORATI



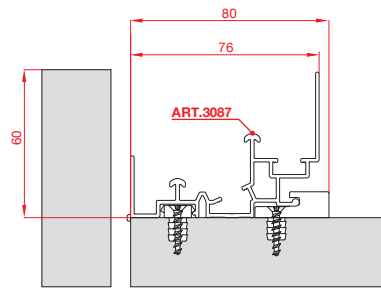
ART. 3067		ART. 3069	
8 00	0.03067	8 00	0.03069
8 02	0.03067	8 01	0.03069
8 15	0.03067	8 14	0.03069



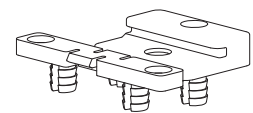
ART. 3067		ART. 3085	
8 00	0.03067	8 00	0.03085
8 02	0.03067	8 01	0.03085
8 15	0.03067	8 14	0.03085



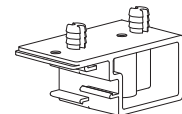
ART. 3089	
8 00	0.03089
8 01	0.03089
8 14	0.03089



ART. 3087	
8 00	0.03087
8 01	0.03087
8 14	0.03087



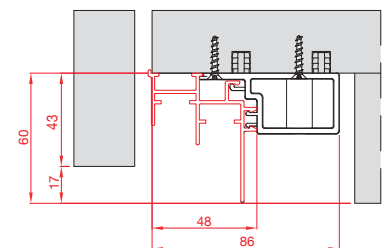
N°6



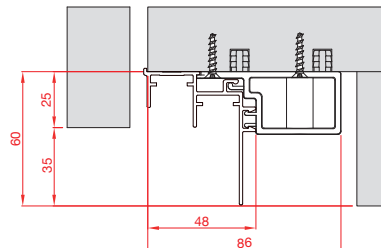
N°6

**CODE**

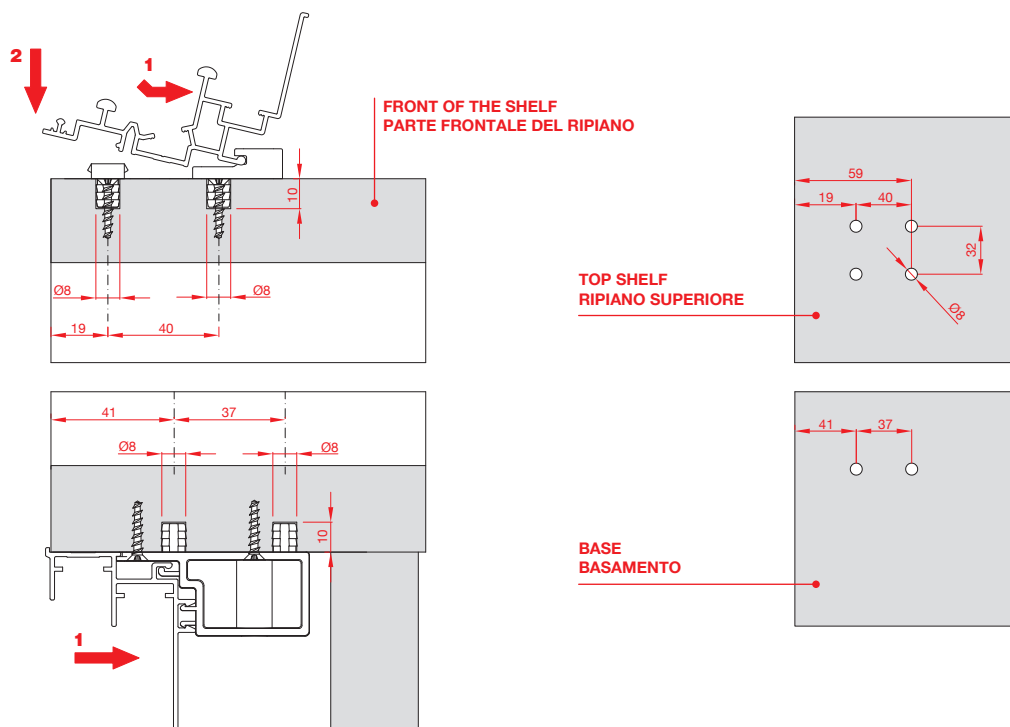
K.2957-2958



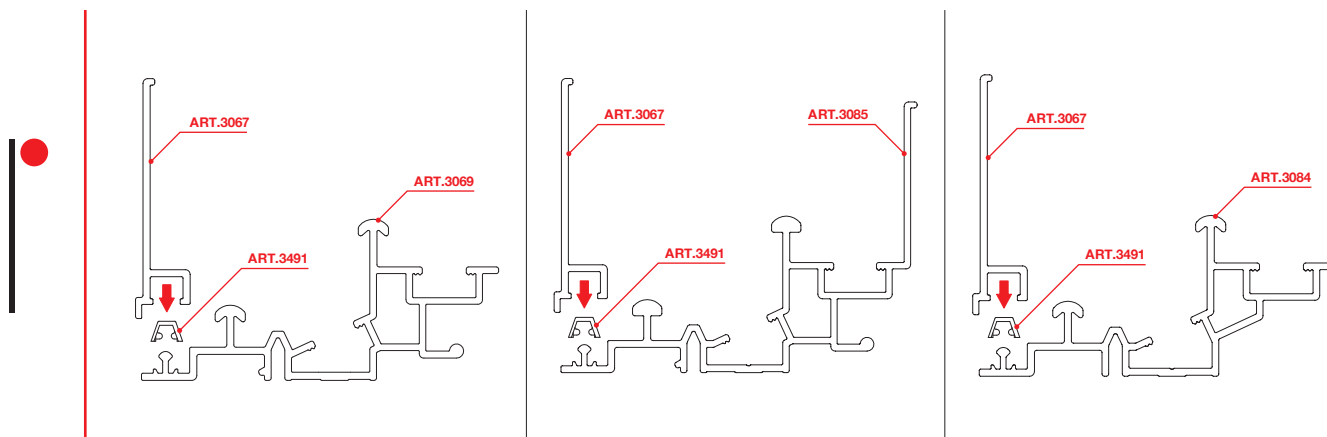
ART. 1008	
8 00	0.01008
8 01	0.01008
8 14	0.01008



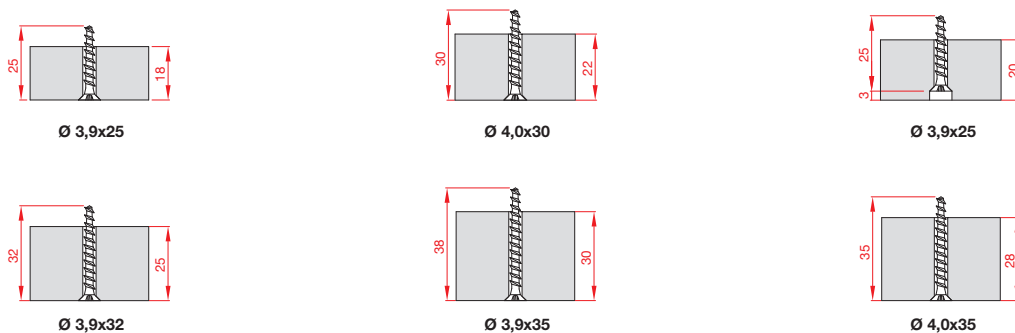
ART. 1009	
8 00	0.01009
8 01	0.01009
8 14	0.01009

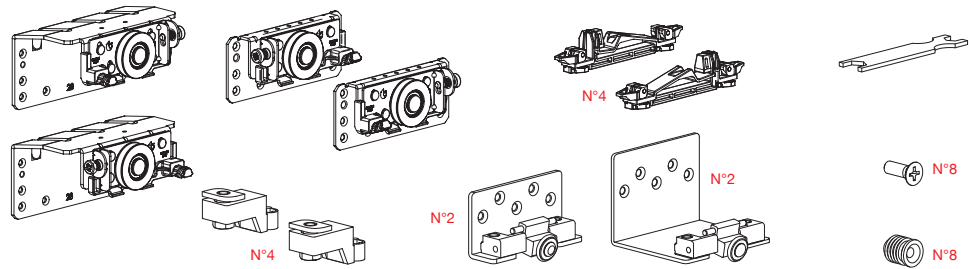





**TRACK COVER MOUNTING / MONTAGGIO COPERTURA BINARIO**






**SCREW / VITE**










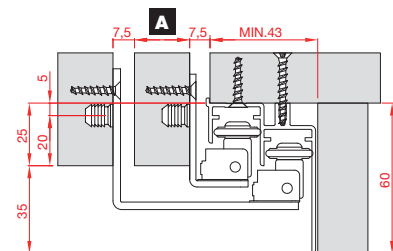
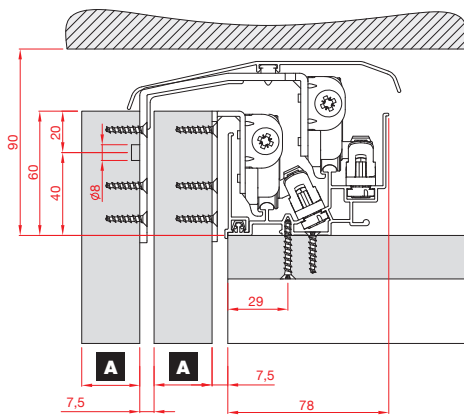
-  N.2 Doors  
N.2 Ante
-  N.4 Standard stoppers  
N.4 Fermi standard
-  Snap hook guide  
Guida a scatto

CODE		MAX	
K.1391.2.01.3	<b>A</b>	19 mm	<b>80 kg</b>
K.1392.2.01.3		22 mm	<b>80 kg</b>
K.1393.2.01.3		25 mm	<b>80 kg</b>
K.1394.2.01.3		28 mm	<b>80 kg</b>
K.1395.2.01.3		30 mm	<b>80 kg</b>
K.1396.2.01.3		33 mm	<b>80 kg</b>
K.1397.2.01.3		40 mm	<b>70 kg</b>
K.1398.2.01.3		50 mm	<b>60 kg</b>

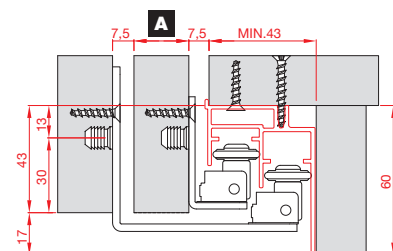


-  N.3 Doors  
N.3 Ante
-  N.6 Standard stoppers  
N.6 Fermi standard
-  Snap hook guide  
Guida a scatto

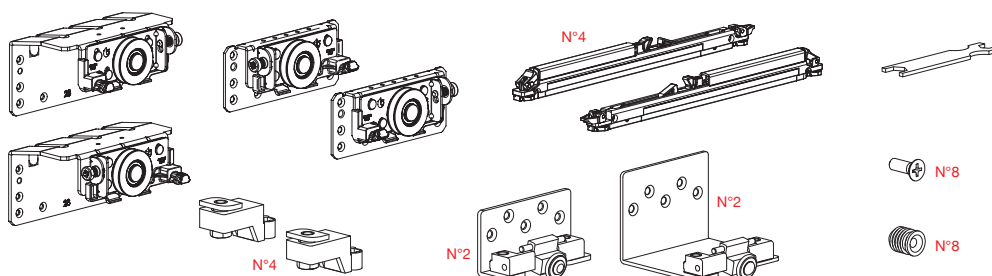
CODE		MAX	
K.1391.3.02.3	<b>A</b>	19 mm	<b>80 kg</b>
K.1392.3.02.3		22 mm	<b>80 kg</b>
K.1393.3.02.3		25 mm	<b>80 kg</b>
K.1394.3.02.3		28 mm	<b>80 kg</b>
K.1395.3.02.3		30 mm	<b>80 kg</b>
K.1396.3.02.3		33 mm	<b>80 kg</b>
K.1397.3.02.3		40 mm	<b>70 kg</b>
K.1398.3.02.3		50 mm	<b>60 kg</b>



 35 mm



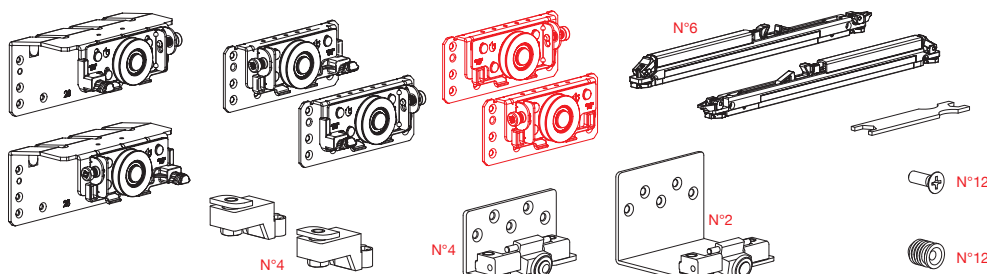
 17 mm



CODE		MAX	
K.1391.2.03.3	<b>A</b>	19 mm	<b>80 kg</b>
K.1392.2.03.3		22 mm	<b>80 kg</b>
K.1393.2.03.3		25 mm	<b>80 kg</b>
K.1394.2.03.3		28 mm	<b>80 kg</b>
K.1395.2.03.3		30 mm	<b>80 kg</b>
K.1396.2.03.3		33 mm	<b>80 kg</b>
K.1397.2.03.3		40 mm	<b>70 kg</b>
K.1398.2.03.3		50 mm	<b>60 kg</b>

- N.2 Doors  
N.2 Ante
- N.4 Fluid dampers  
N.4 Fermi ammortizzati  
Fluid
- Snap hook guide  
Guida a scatto

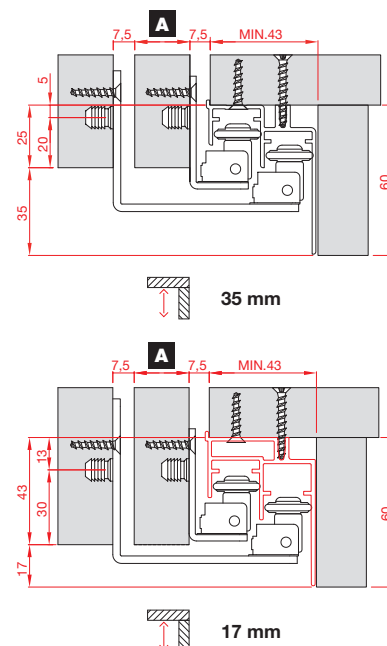
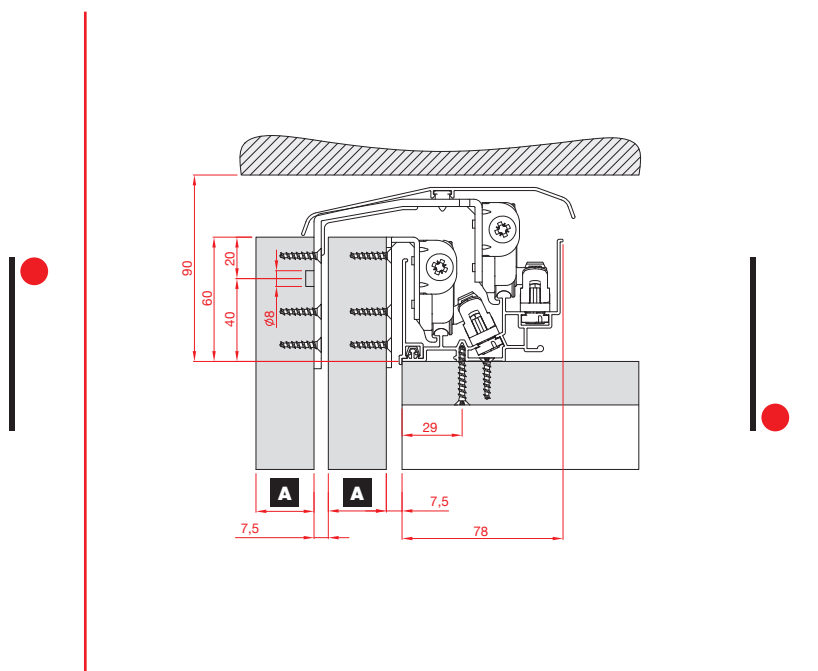
**FLUID**

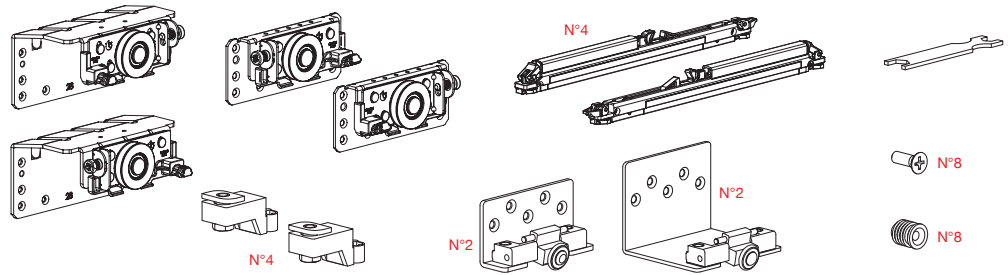


CODE		MAX	
K.1391.3.04.3	<b>A</b>	19 mm	<b>80 kg</b>
K.1392.3.04.3		22 mm	<b>80 kg</b>
K.1393.3.04.3		25 mm	<b>80 kg</b>
K.1394.3.04.3		28 mm	<b>80 kg</b>
K.1395.3.04.3		30 mm	<b>80 kg</b>
K.1396.3.04.3		33 mm	<b>80 kg</b>
K.1397.3.04.3		40 mm	<b>70 kg</b>
K.1398.3.04.3		50 mm	<b>60 kg</b>




- N.3 Doors  
N.3 Ante
- N.6 Fluid dampers  
N.6 Fermi ammortizzati  
Fluid
- Snap hook guide  
Guida a scatto



**FLUID**

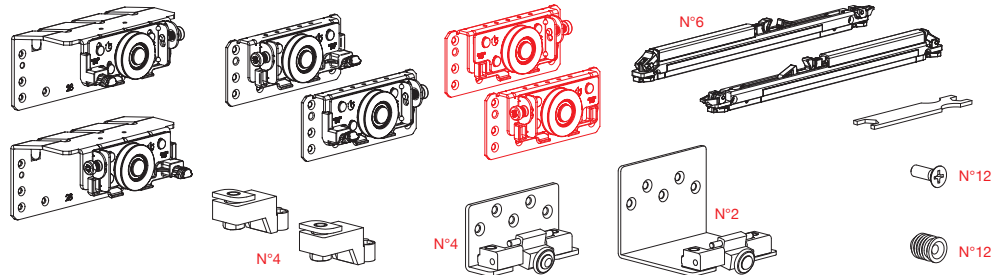







FLUID



-  N.2 Doors  
N.2 Ante
-  N.4 Fluid dampers  
N.4 Fermi ammortizzati  
Fluid
-  Snap hook guide  
Guida a scatto

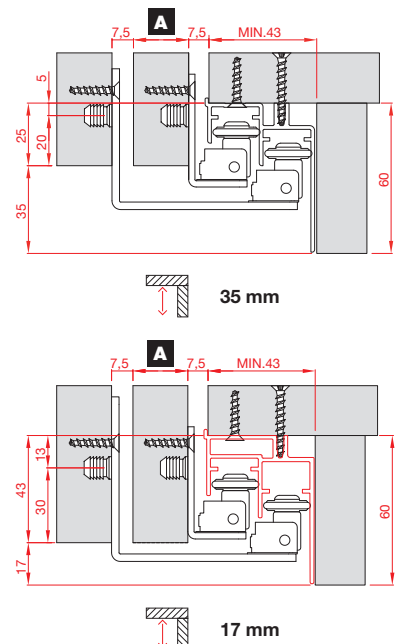
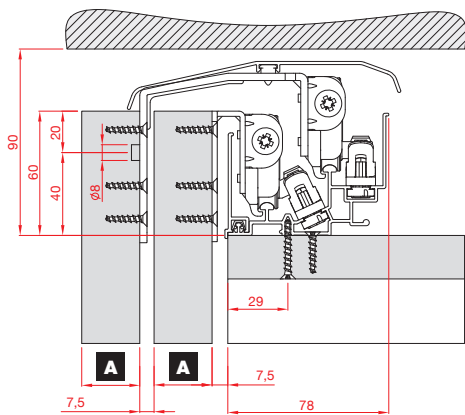
CODE		MAX	
K.1391.2.05.3	<b>A</b>	19 mm	<b>40 kg</b>
K.1392.2.05.3		22 mm	
K.1393.2.05.3		25 mm	
K.1394.2.05.3		28 mm	
K.1395.2.05.3		30 mm	
K.1396.2.05.3		33 mm	
K.1397.2.05.3		40 mm	
K.1398.2.05.3		50 mm	



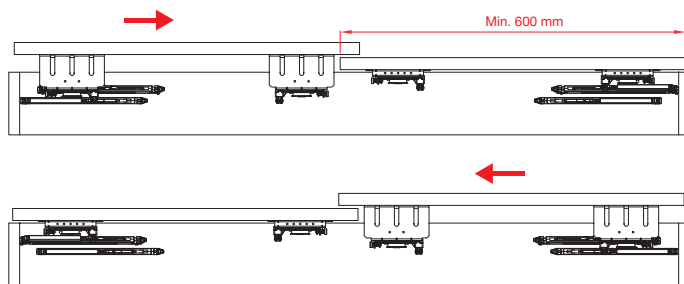
FLUID





-  N.3 Doors  
N.3 Ante
-  N.6 Fluid dampers  
N.6 Fermi ammortizzati  
Fluid
-  Snap hook guide  
Guida a scatto

CODE		MAX	
K.1391.3.06.3	<b>A</b>	19 mm	<b>40 kg</b>
K.1392.3.06.3		22 mm	
K.1393.3.06.3		25 mm	
K.1394.3.06.3		28 mm	
K.1395.3.06.3		30 mm	
K.1396.3.06.3		33 mm	
K.1397.3.06.3		40 mm	
K.1398.3.06.3		50 mm	

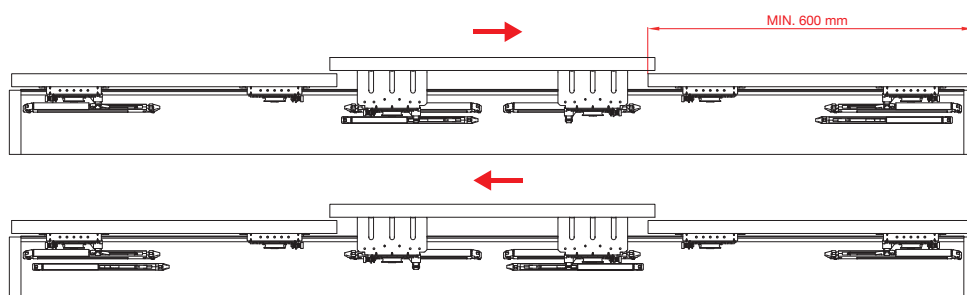






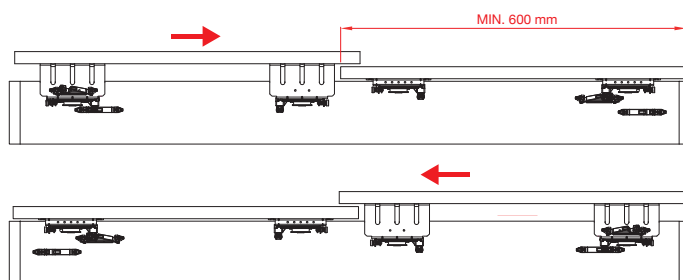
-  N.2 Doors
-  N.2 Ante
-  N.4 Fluid stoppers (opening and closing)
-  N.4 Fermi Fluid (apertura e chiusura)

**FLUID**

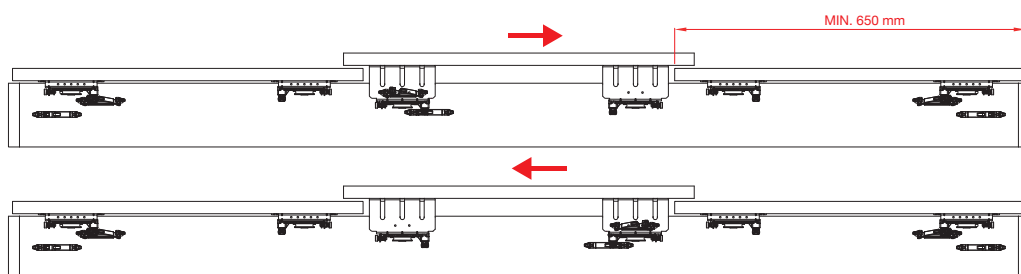


-  N.3 Doors
-  N.3 Ante
-  N.6 Fluid stoppers (opening and closing)
-  N.6 Fermi Fluid (apertura e chiusura)

**FLUID**

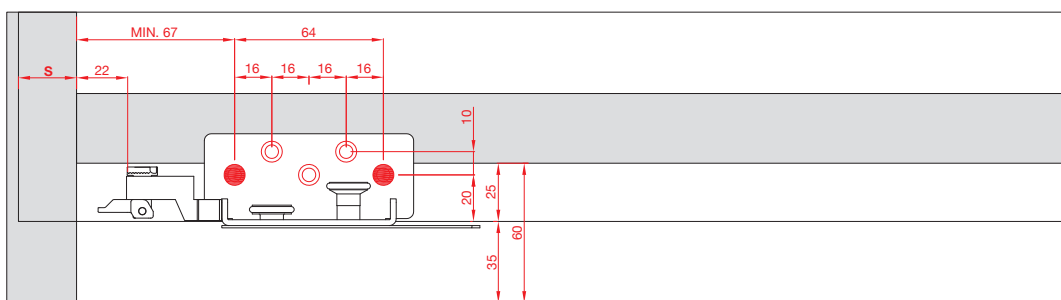
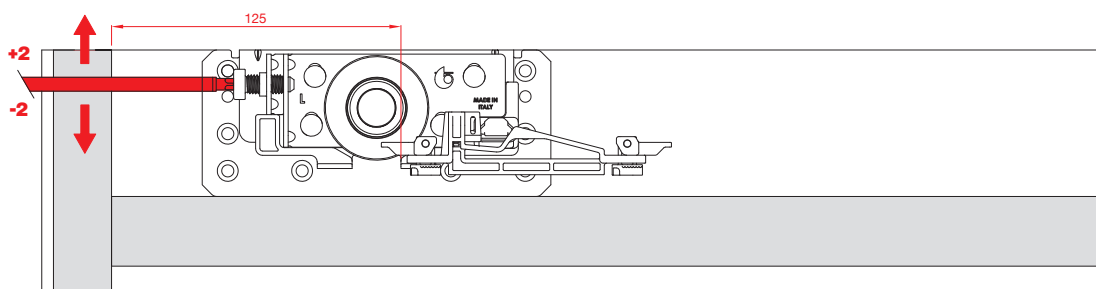
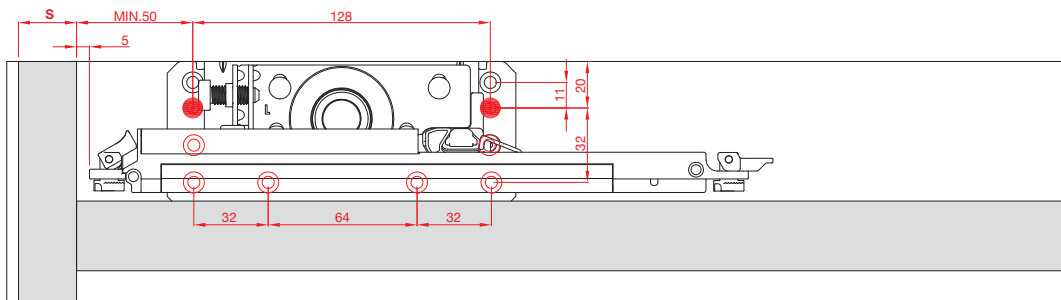


-  N.2 Doors
-  N.2 Ante
-  N.4 Standard stoppers (opening and closing)
-  N.4 Fermi standard (apertura e chiusura)

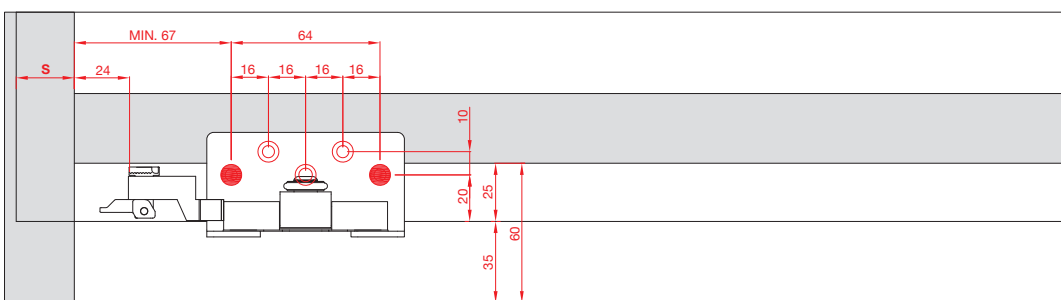


-  N.3 Doors
-  N.3 Ante
-  N.6 Standard stoppers (opening and closing)
-  N.6 Fermi standard (apertura e chiusura)

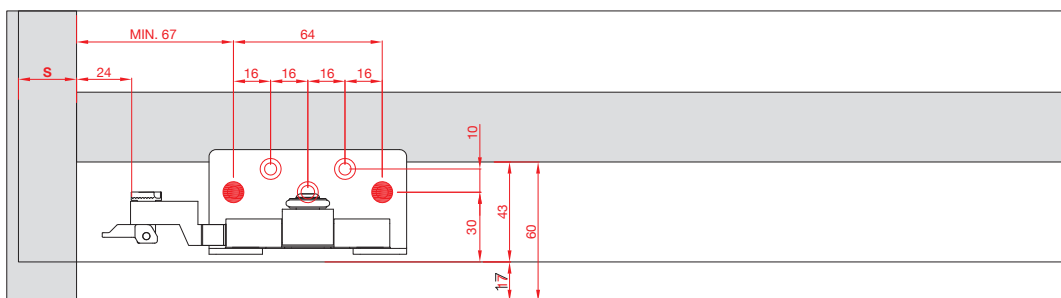
## MEASUREMENTS DESCRIPTION / DESCRIZIONE MISURE



35 mm



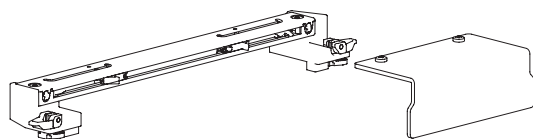
17 mm



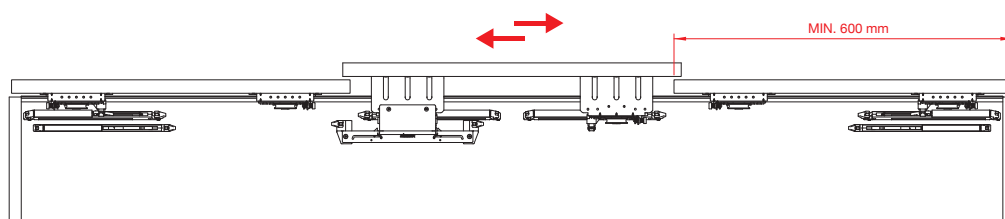
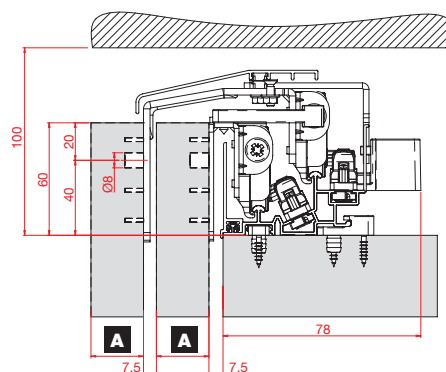
S = DOOR OVERLAP ON SIDE / S = SORMONTO ANTA SU FIANCO

## ADD-ON KIT

### N°1 DOUBLE-SIDED CUSHIONED CENTRAL STOP / N°1 FERMO CENTRALE AMMORTIZZATO SU DUE LATI



CODE		MAX	
K.1390.0.0.1	<b>A</b>	19÷50 mm	<b>60÷80 kg</b>

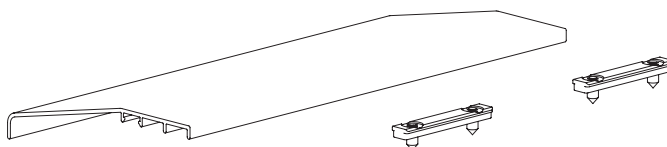


**ATTENTION! CAN ONLY BE USED WITH TRACKS ART. 3084 - 3086 - 3089**  
**ATTENZIONE! UTILIZZABILE SOLO CON I BINARI ART. 3084 - 3086 - 3089**

## ADD-ON KIT

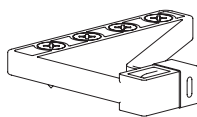
### COVER / COPERTURA

CODE		COLOUR / COLORE
S.3064/GR100	1000 mm	Grey / Grigio
S.3064/GR150	1500 mm	Grey / Grigio
S.3064/N100	1000 mm	Black / Nero
S.3064/N150	1500 mm	Black / Nero

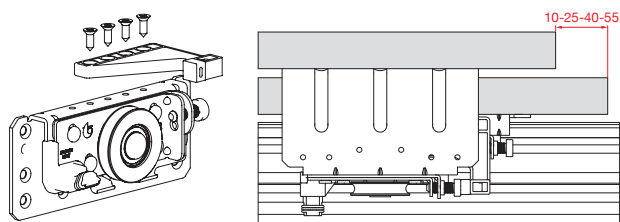


## ADD-ON KIT

### HANDLE SAVER / SALVAMANIGLIA

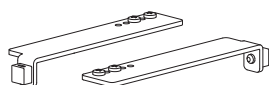


CODE		
K.1390.0.0.2	19÷50 mm	<b>60÷80 kg</b>

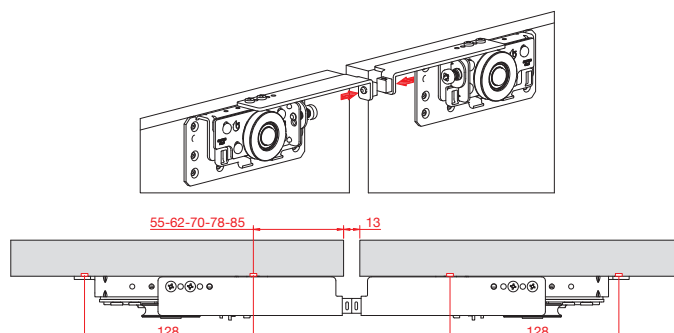


## ADD-ON KIT

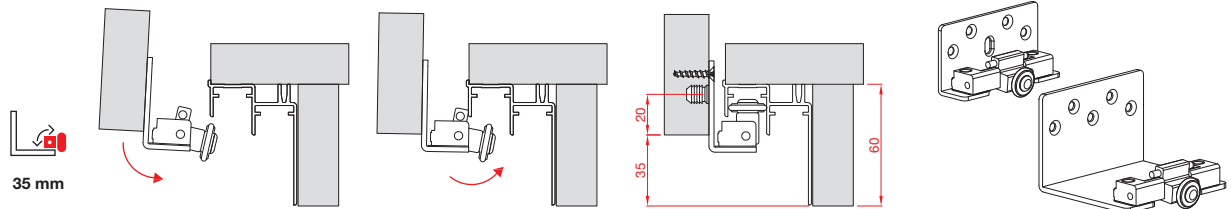
### ANTI-COLLISION FOR INTERNAL DOORS / ANTI-SBATTIMENTO PER ANTE INTERNE



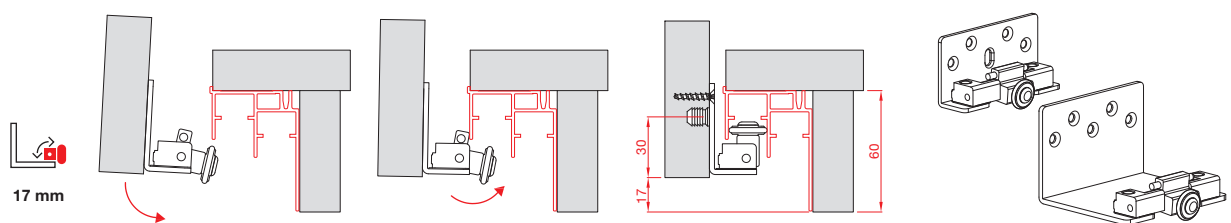
CODE		
K.1390.0.0.3	19÷50 mm	<b>60÷80 kg</b>



## LOWER GUIDES / GUIDE INFERIORI

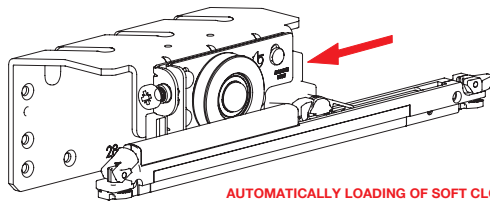


SNAP HOOK GUIDE WITH ONE WHEEL / GUIDA A SCATTO CON 1 RUOTA

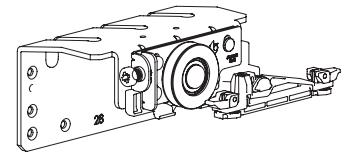


SNAP HOOK GUIDE WITH ONE WHEEL / GUIDA A SCATTO CON 1 RUOTA

**ACCESSORY DESCRIPTION / DESCRIZIONE ACCESSORI**



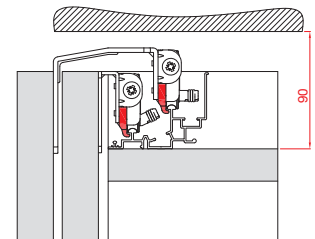
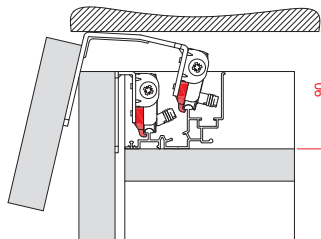
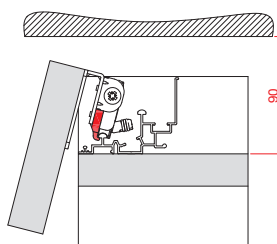
**AUTOMATICALLY LOADING OF SOFT CLOSING SYSTEM  
L'AMMORTIZZATORE SI CARICA AUTOMATICAMENTE**



**FLUID STOPPER / FERMO FLUID**

**STANDARD STOPPER / FERMO STANDARD**

**PATENTED ANTI-UNHOOKING SYSTEM / SISTEMA DI ANTISGANCIAMENTO BREVETTATO**







[www.ternoscorrevoli.com/star-fluid](http://www.ternoscorrevoli.com/star-fluid)



## **Terno Scorrevoli S.p.A.**

**Via Ravenna, 4 - 20814 Varedo (MB) ITALY  
Phone +39 0362 543001 - Fax +39 0362 582290**

**[terno@ternoscorrevoli.com](mailto:terno@ternoscorrevoli.com)  
[www.ternoscorrevoli.com](http://www.ternoscorrevoli.com)**